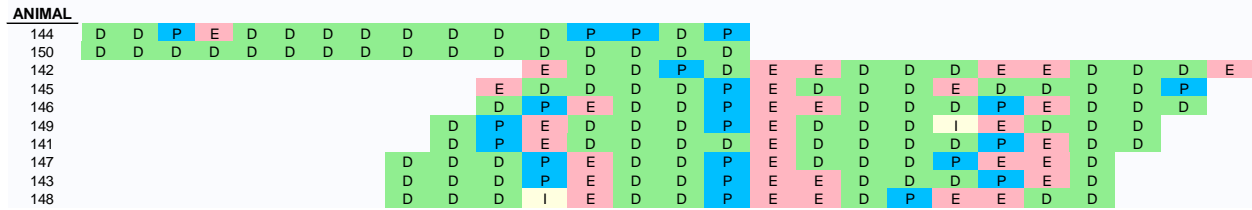
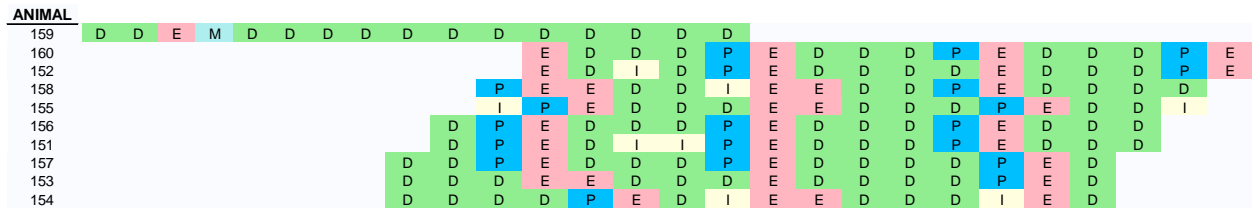


# Estrous Cycle Plots for Study C50050, BMIM Rats

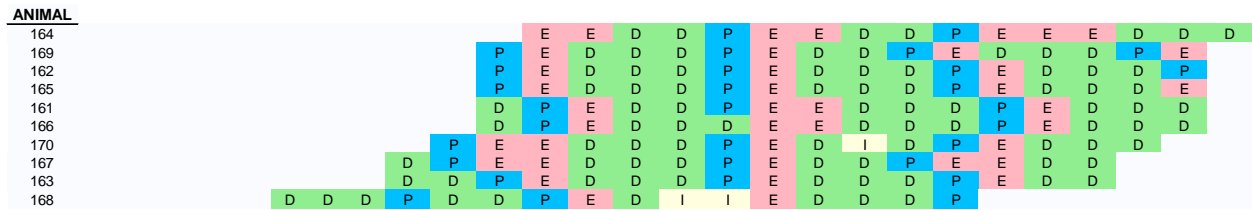
## 0 mg/mL



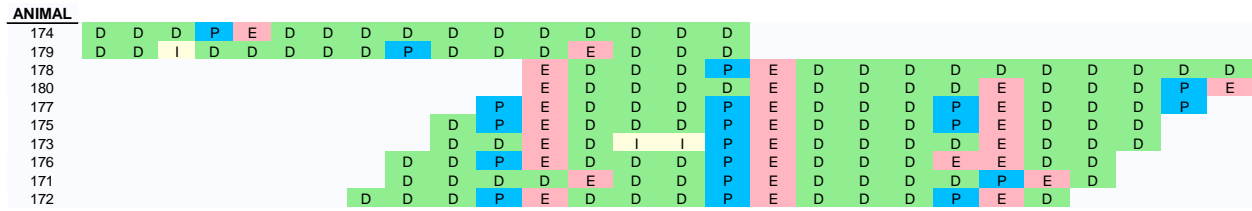
## 0.1 mg/mL



## 0.3 mg/mL



## 1.0 mg/mL



<b>LEGEND:</b>	<span style="background-color: #00b0f0; padding: 2px;">P</span> Proestrus	<span style="background-color: #e91e63; padding: 2px;">E</span> Estrus	<span style="background-color: #cfe2f3; padding: 2px;">M</span> Metestrus	<span style="background-color: #4caf50; padding: 2px;">D</span> Diestrus	<span style="background-color: #fff9c4; padding: 2px;">I</span> Insufficient cells
----------------	---	--	---	--	--

NOTE: Days of the estrous cycle are aligned on the first day of estrus of the second cycle (if present) with animals displaying similar cycles adjacent to each other.